

# Applique Sampler




(Measures approximately 29 inches x 23 inches)

## APPLIQUE SAMPLER—SUPPLY LIST

**FABRIC** (for class only – a more detailed list of fabrics will be included in the pattern)

The names of the fabrics are given for reference only— you may like to choose your own fabrics




19" x 17"

Modern Background—Charcoal Fog 1581  
by Zen Chic—Moda




5" x 5"

Geometry Archimedes—Janet Clare—Moda



5" x 5"

Regency Zarafa—Indian Dot White Tan—  
Christopher Wilson-Tate—Moda




5" x 5"

Bread n Butter by American Jane—  
Moda



5" x 5"

Unknown Japanese fabric



5" x 5"

True Kisses—Little Dainty Stripe—Sand  
Heather Bailey—Figo Fabrics



5" x 5"

Grunge Hits the Spot—White Pap—  
Moda

**PATTERN available from my website**

[www.focusonquilts.com.au](http://www.focusonquilts.com.au)

**FOR THE FOLLOWING FABRICS PLEASE REFER TO PHOTO FOR CHOICES**

**6 LARGE FLOWERS— 6" x 6"**

For the class we will focus on the 6 large flowers—then discuss fabric for the leaves, stems, vase and other flowers during class.



### FABRIC GLUE

Roxanne's Glue—I like this small bottle as it has a small spout which is easy to unplug if any glue gets stuck in it.



Sew-Line Glue stick

### NEEDLES

I use Jeanna Kimball No. 10 straw needles but bring your favourite.



### FABRIC MARKERS



**Frixion pens** are great as they disappear with heat. I usually use the black pens. These are the two that I use. The retractable pens have a fine point.

(Pilot FriXion Clicker Retractable Gel Ink Pens, Eraseable, Fine Point 0.7mm, Black Ink



I also love the felt tipped pens which are great for ease of drawing (FriXion Colors Eraseable Marker Pens, Bold Color Inks—12 Pack

### SPRAY STARCH



**Best Press**—available from all good quilting shops

### THREAD



**Wonderfil—Cotton Thread 60W**


The two colours I use are EF02 and EF15

### CLOVER BIAS MAKER



1/4 inch Clover Bias Tape Maker and a metal pin (a pin with a plastic head will melt when pressing with an iron)

### CIRCLES



Karen Kay Buckley circles available from her website: <https://www.karenkaybuckley.com/store.php?cat>

### WOODEN CUTICLE STICKS



### WASHAWAY PAPER



Available from C+T Publications

### SCISSORS

A small embroidery scissors (sharp right up to the tip) and a larger fabric scissors for cutting fabric shapes

### LIGHTBOX—essential for the class